

---

## Instructions for Year 9 Subject Selections

---

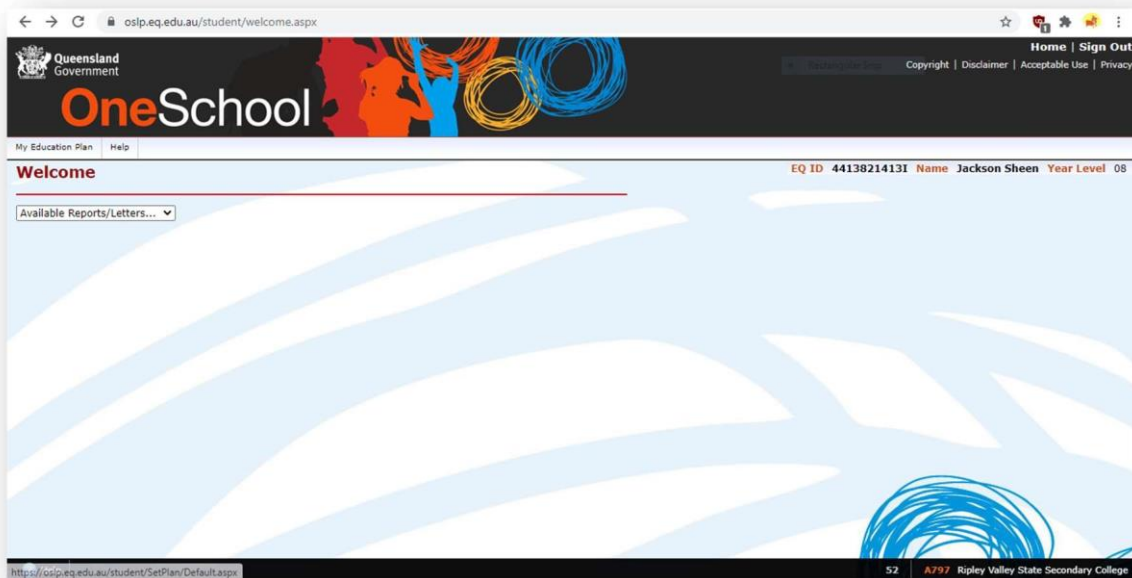
### Step 1.

Locate the OneSchool app on your desktop.



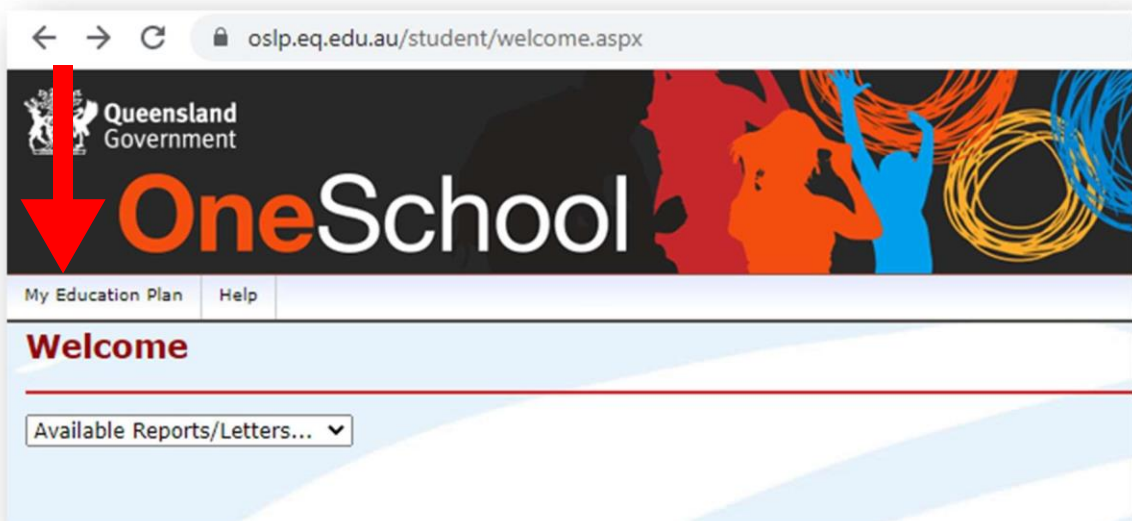
Once you have found it, double click it.

It should then open a screen that looks like this.



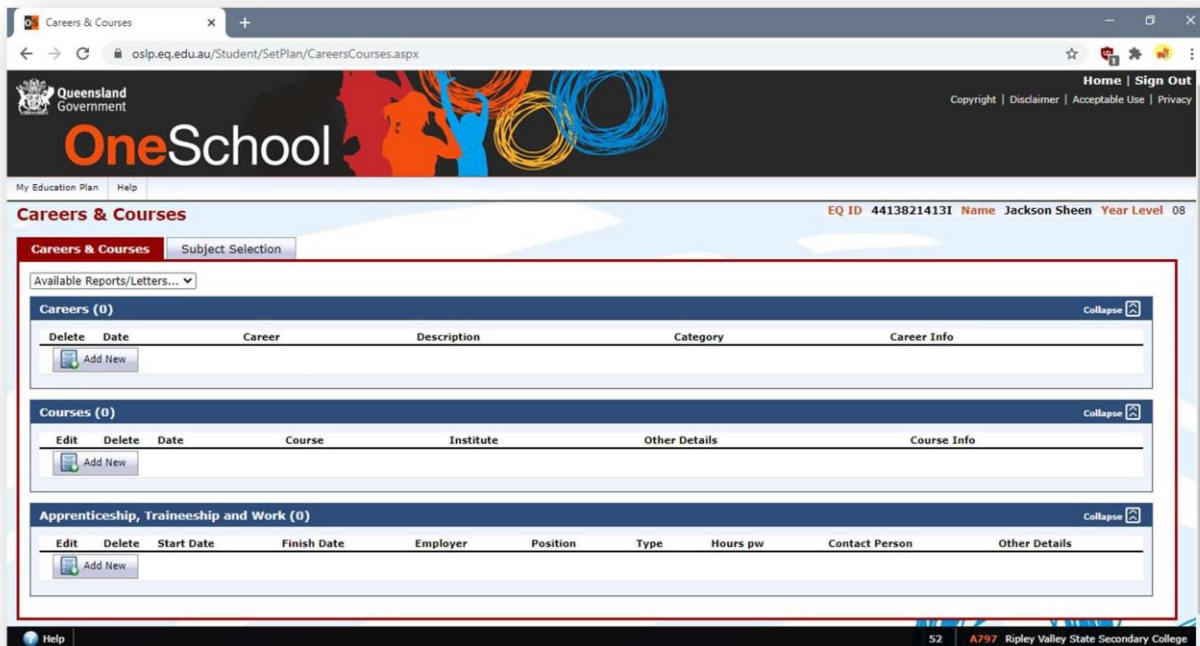
### Step 2

Find the 'My education plan button', and click on it.



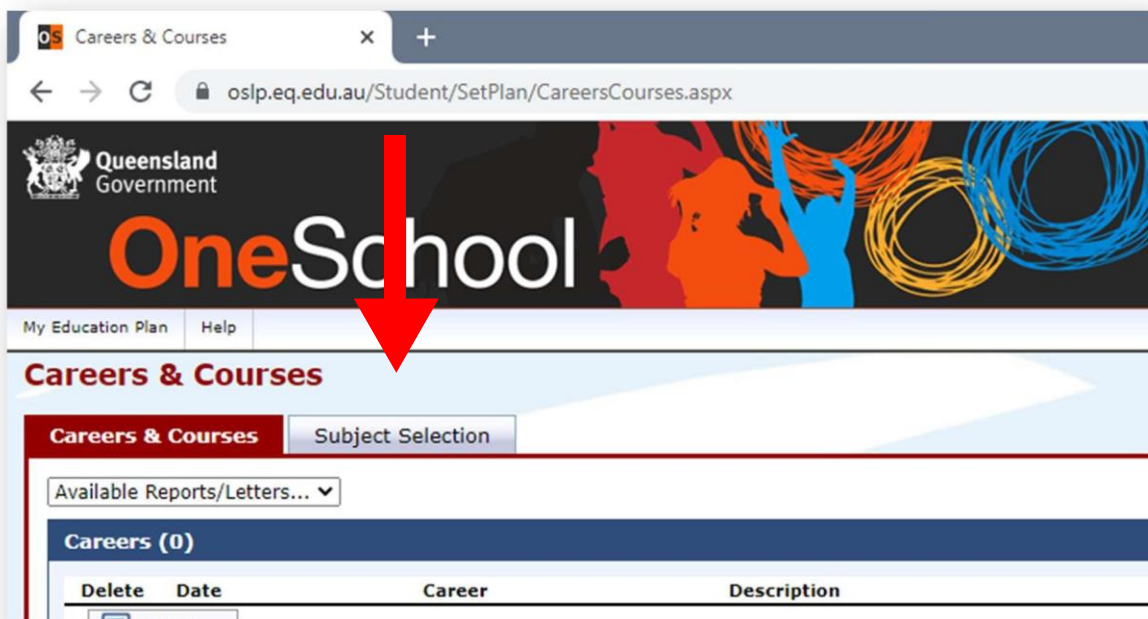
### Step 3

Once you have clicked on “My Education Plan”, it should show you a screen that looks like this.



### Step 4

Find and click on the button that says ‘Subject Selection’ and select New Model Year 9 Subject Selections for 2024.



## Subject Selection Model

You currently have no subject selection model selected. Click [here](#) to select a new model.

## Subject Selection Models

Year 9 Subject Selections for 2024

Once you have clicked “Subject Selection” tab, locate and click the ‘Edit’ button.



You will now be able to select your subjects for Year 9 in 2024 (Please also refer to the visual instructions below).

1. Select one Elective from the list on Line 1
2. Select Science on Line 2
3. Select Mathematics on Line 3
4. Select History on Line 4
5. Select English on Line 5
6. Select one Elective from the list on Line 6
7. Select HPE
8. Select one Elective (an Elective that you have not already selected) from the list on Line 8 (you will study this Elective in Semester 2 2024).
9. Select one Elective (an Elective that you have not already selected) from the list on Line 9 (you will study this Elective in Semester 2 2024).
10. Choose four Elective Subjects from above that you have not yet selected and list them as additional preferences. You will need to select a preference to add from the dropdown menu (as shown below) One for Elective Line 1, One for Elective Line 6, One for Elective Line 8 and for Elective Line 9. These are your back-ups if you do not get your preferred Electives.

Select 1 Elective	Select Science	Select Mathematics
<b>Line 1</b> <input type="radio"/> Health, Sport and Exercise Science <input type="radio"/> Design and Technologies <input type="radio"/> Food Specialisations <input type="radio"/> Esports <input type="radio"/> Music <input type="radio"/> Dance <a href="#">Clear line</a>	<b>Line 2</b> <input type="radio"/> Science <a href="#">Clear line</a>	<b>Line 3</b> <input type="radio"/> Mathematics <a href="#">Clear line</a>

Select History

↓

Select English

↓

Select 1 Elective  
(that you already  
have not picked)

↓

**Line 4**

History

[Clear line](#)

**Line 5**

English

[Clear line](#)

**Line 6**

Health, Sport and Exercise Science

Engineering Principles and Systems

Food Specialisations

Visual Arts

Drama

Digital Technologies

[Clear line](#)

Select HPE

↓

Select 1 Elective  
(that you already  
not have picked -  
you will study this  
in Semester 2)

↓

Select 1 Elective  
(that you already  
not have picked -  
you will study this  
in Semester 2)

↓

**Line 7**

Health and Physical Education

[Clear line](#)

**Line 8**

Health, Sport and Exercise Science

Engineering Principles and Systems

Food Specialisations

Visual Arts

Drama

Music

[Clear line](#)

**Line 9**

Design and Technologies

Food Specialisations

Visual Arts

Esports

Media Arts

Dance

[Clear line](#)

**Subject Selection Rank Order**

No Subject Selections have been made

---

**Preferences**

⚠ Please choose 4 subject preference(s)

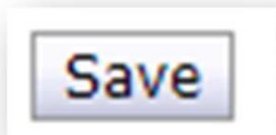
**Delete Preference**

Select a Preference to add....

---

11. Make sure you check your selection and then press Validate and Save to complete your subject selections.

Once you have finished, press the 'save' button.



You have finished your Subject Selections for Year 9 2024. Subject selections can be edited (if you need to change your subject selections) up until 3.00 pm Wednesday 18<sup>th</sup> October 2023 when Subject Selections close.