



RIPLLEY VALLEY
State Secondary College

Introduction to Senior Schooling

So....What's different in Senior?

Non-Compulsory Education

- 16 years of age OR completion of Year 10
- Earning or Learning
 - Earning = minimum of 25 hours of employment per week
 - Learning = School OR Certificate III or higher at TAFE
 - If you are not engaging at school – enrolment cancellation processes may commence

Terminology

The goal at the end of Year 12:

- Queensland Certificate of Education – QCE

Types of Subjects:

- General Subjects
- Applied Subjects
- VET Qualifications (Certificate I, II, III or IV courses)

Terminology

Pathway Options:

- SATs - School-based Apprenticeships and Traineeships
- ATAR – a rank that is used for University Entry

Queensland Curriculum and Assessment Authority (QCAA)

- Responsible for awarding QCE
- Responsible for confirming student results
- Develops Syllabus documents



Ripley Valley SSC – Department of Education

- Delivers Curriculum that is developed by QCAA
- Assesses students
- Reports student results to QCAA



Queensland Tertiary Admissions Centre (QTAC)

- Receives student results (score out of 100)
- Calculates ATAR score



What to expect in Senior?

In Year 11 and 12, all teaching, learning and assessment processes must follow QCAA guidelines

At Ripley Valley SSC, we are introducing you to these guidelines in Year 10

The expectations of students around learning and assessment are changing:

- Year 10 subjects are preparation for their Year 11 and 12 equivalents
 - Most subjects run across both Semesters
- Year 10 subjects have pre-requisites:
 - A minimum standard required in Year 9 to be able to select the subject for Year 10
- New pre-requisites will be in place for Year 11/12 subjects:
 - The minimum standard required in Year 10 to be able to select the subject for Year 10

Assessment Policy: Drafts

Aligns to QCAA Senior Syllabuses

- Policy remains the same:
 - If you do not submit a draft by the due date, your teacher will not provide you with written feedback
 - If you miss the due date due to "illness or misadventure" you can apply for an AARA
 - If this is approved, you will be given a new draft due date and your teacher will give you written feedback
- Behaviour consequences are enacted for students who do not meet drafting due dates:
 - This can include Enrolment Cancellation procedures for non-compulsory students

Assessment Policy: Final

Aligns to QCAA Senior Syllabuses and External Assessment conditions:

- If you do not submit final assessment by the due date, your teacher will mark your draft/evidence received prior to due date
- If you miss the due date due to "illness or misadventure" you can apply for an AARA
- If this is approved, you will be given a new due date and your teacher will mark your assessment received by new due date
- As per QCAA policy, a student can only receive a result based on evidence provided before the due date
 - This may result in an N and NO credit towards QCE
- Behaviour consequences are enacted for students who do not meet due dates
 - This can include Enrolment Cancellation procedures for non-compulsory students

What does "illness and misadventure" mean?

Students whose ability to attend or participate in an assessment is adversely affected by illness or an unexpected event may be eligible for illness and misadventure access arrangements and/or reasonable adjustments.

- Illness that is unforeseen and beyond the student's control
- An adverse effect must be demonstrated
- The situation cannot be of the student/family's own choosing (eg. Family holiday)

QCE and QCIA Handbook Section 6.5

What is an AARA?

AARA stands for Access Arrangements and Reasonable Adjustments:

- These are designed for students that have disability, impairment and/or medical conditions, or other circumstances that may be a barrier to performance in assessment.
- Access Arrangements are made to ensure students with an eligible impairment can access assessment.
- Reasonable Adjustments are made for students with disability and/or medical conditions to remove the barrier to completing assessment.
- Students are **ONLY** eligible for an AARA if they meet criteria.
- Barriers can be permanent, temporary or intermittent.
- Categories for eligibility are: cognitive, physical, sensory, social/emotional

What evidence do I need for an AARA?

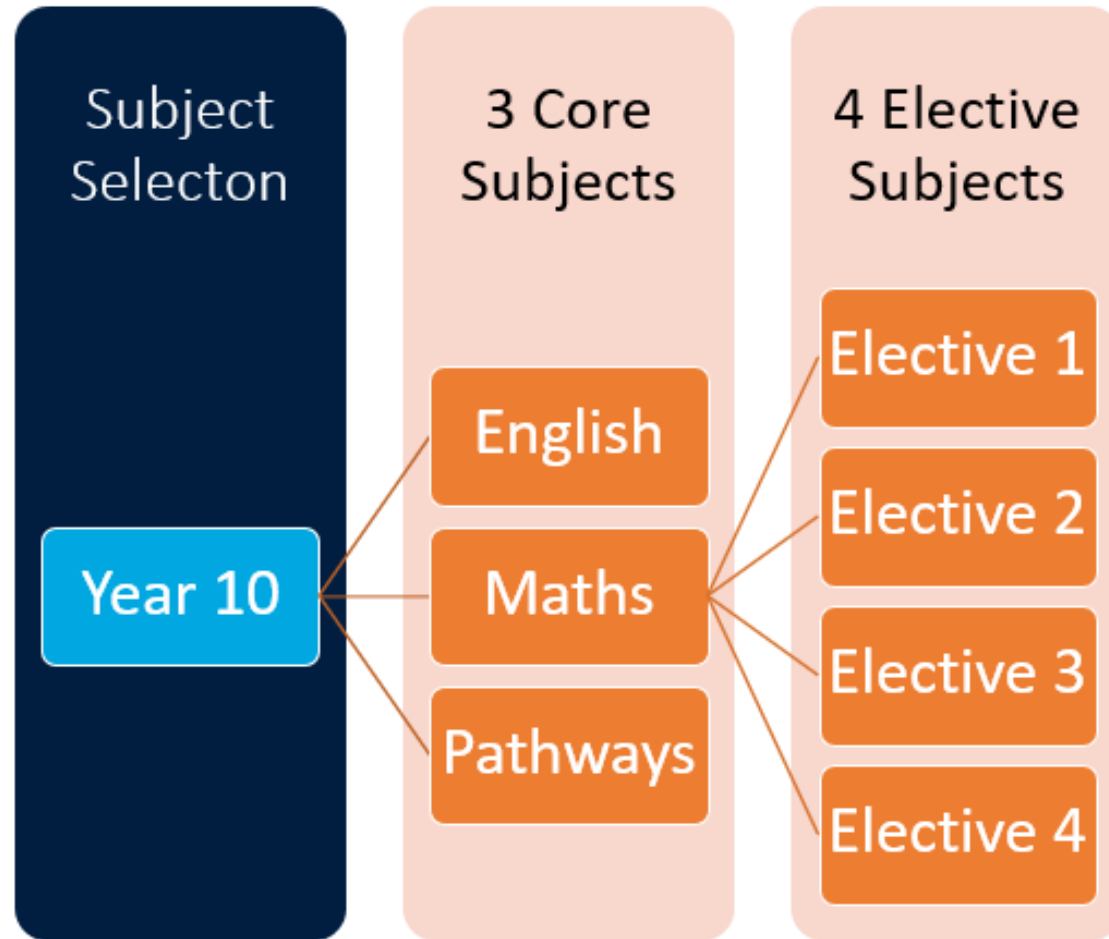
Applications must be made well in advance of assessment and include appropriate evidence:

- Evidence for Year 12 AARA must be submitted by end of Year 11
- Currency of evidence
- Dated no earlier than 1 January - Year 10
- Medical Report completed by a GP, medical specialist or psychologist ONLY
- Diagnosis of disability and/or medical condition
- Date of diagnosis
- Date of onset of disability/medical condition
- Symptoms/treatment/course of action
- Information about how it impacts assessment
- Any professional recommendations

What might an AARA look like?

- Alternative format papers
- Eg. Braille, A3, Large Print
- Assistance
- Assistive Technology
- Bite-sized food
- Drink
- Comparable Assessment
- Computer
- Diabetes management
- Extension
- Extra Time
- Individual Instructions
- Medication
- Physical equipment/environment
- Reader
- Rest Break
- Scribe
- Varied Seating
- Vision Aids

Developing A Course of Study:



OPTIONS

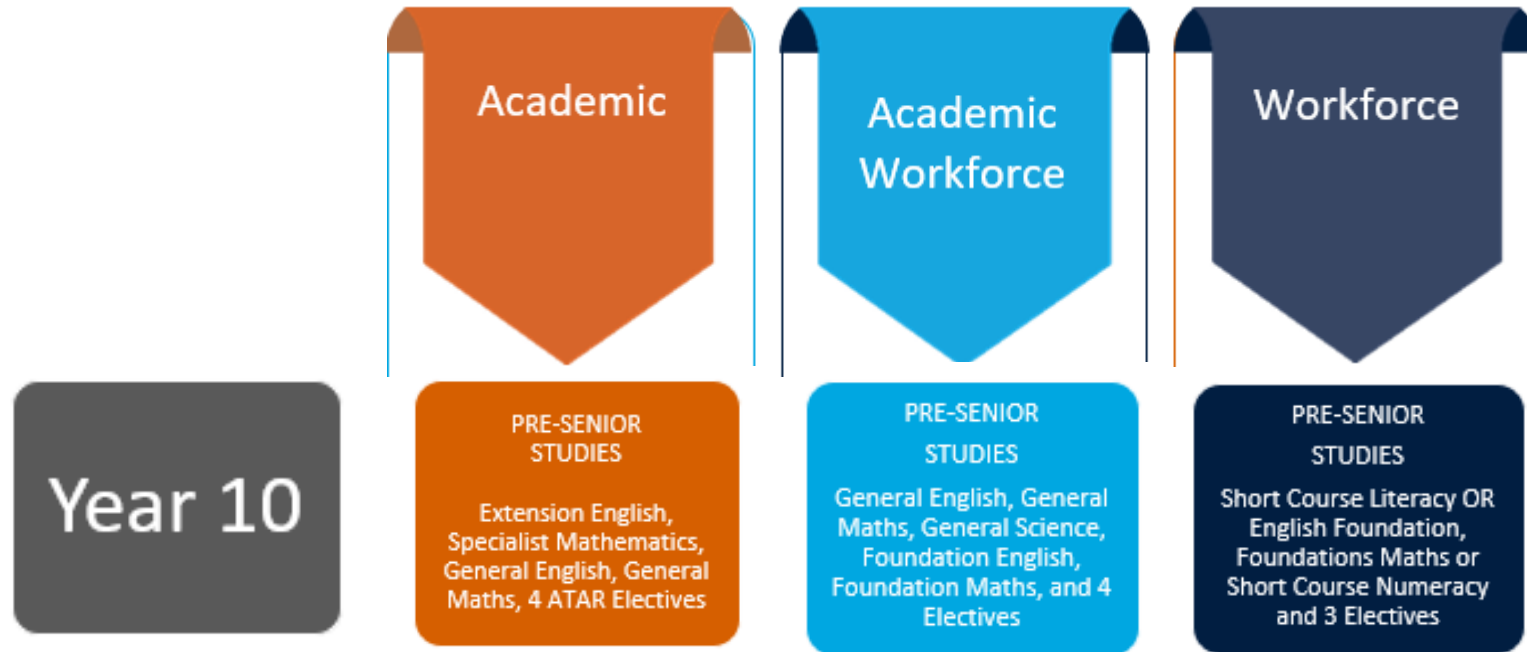
APPRENTICESHIPS

TRAINEESHIPS

TAFE

TERTIARY

OPTIONS



QUEENSLAND CERTIFICATE OF EDUCATION (QCE)

QCE requirements

As well as meeting the below requirements, students must have an open learning account before starting the QCE, and accrue a minimum of one credit from a Core course of study while enrolled at a Queensland school.

Set amount

20 credits from contributing courses of study, including:

- QCAA-developed subjects or courses
- vocational education and training (VET) qualifications
- non-Queensland studies
- recognised studies.

Set pattern

12 credits from completed Core courses of study and 8 credits from any combination of:

- Core
- Preparatory (maximum 4)
- Complementary (maximum 8).

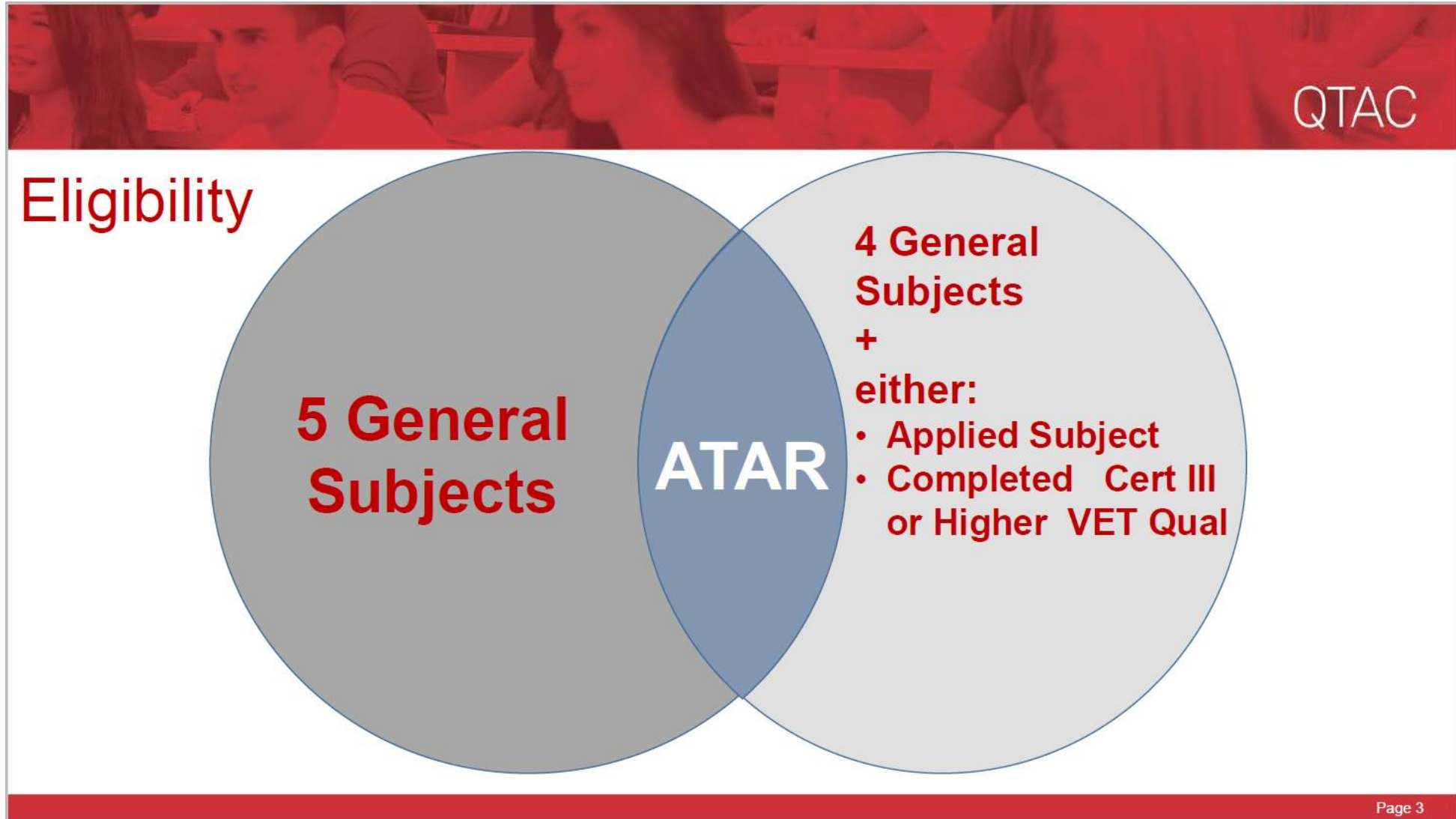
Set standard

Satisfactory completion, grade of C or better, competency or qualification completion, pass or equivalent.

Literacy & numeracy

Students must meet literacy and numeracy requirements through one of the available learning options.

Tertiary Bound Students (ATAR)



Vocational Education Pathway (VET)

Contribution to ATAR/ Tertiary Entrance

Certificate III or above

Completed Vocational Education and Training (VET) courses will still be used for tertiary entrance in two ways:

1. VET incorporation into ATAR; and/or
2. VET as the basis of admission

NB: VET from school cannot be used to get directly into UQ or QUT

Vocational Education Pathway (VET)

Apprenticeship or Traineeship

An apprenticeship gives you training in a skilled trade, e.g. electrical, plumbing, cabinet making and automotive mechanics. A traineeship gives you training in a specific vocational area, e.g. administration, ICT, hospitality.

What is VET and Career Pathways at RVSSC?

- Career Development
- Work Experience (compulsory in Year 10)
- TAFE
- School Based Traineeships (SAT's)
- School Based Apprenticeships (SBA's)
- Certificate and Diploma Courses

From Year 10 Certificate Courses available off campus (TAFE AT SCHOOL)

- Electrotechnology
- Beauty and Cosmetics
- University Head Start Programs
- University Pathways and Opportunities through UniSQ (University of Southern QLD)
- Year 10 Trade Taster Program

Subject to change



University of
Southern
Queensland



Certificate and Diploma Courses at RVSSC

- Cert II Applied Digital Technologies (ADT)
- Cert III Business
- Cert III Community Dance, Theatre & Events
- Cert II Construction
- Cert II Dance
- Cert II Engineering
- Cert III Fitness
- Cert II & III Health Services
- Cert II Hospitality
- Cert III Information Technology (IT)
- Cert II Workplace Skills

Subject to Change – based on student interests

RVSSC Health Academy

** Real world Learning * Industry Engagement * University Life*

- Cert II / III Health Support Services
- Cert IV Ageing Support Pathway
- Traineeships

Students explore the 12 main areas of health

- Nursing
- Paramedics
- Allied Health
- Dental
- Medical Imaging
- Medicine
- CSSD
- Pharmacy
- Pathology
- Coding
- Client Services
- Youth Work

In partnership with

AXIOM
COLLEGE



So how do I choose the subjects right for me?

PATHWAY OPTIONS

Some students will be at different stages

- I definitely know...
- I think I might...
- I have no clue!!!

“What are the good subjects for me to choose?”

- Our life is defined by our strengths and passions.
- We use these gifts to overcome our weaknesses.
- Choose what YOU are **good** at and what YOU **enjoy** and you will maximise your opportunities.

Each person's greatest room for growth is in the areas of his or her greatest strength.

Donald O. Clifton, "Now, Discover Your Strengths"

Why focus on your strengths?

The research shows:



*a focus on strengths will result in an **improvement** in results for the areas students do well AND where they are experiencing challenges*

Young people who focus on their strengths:

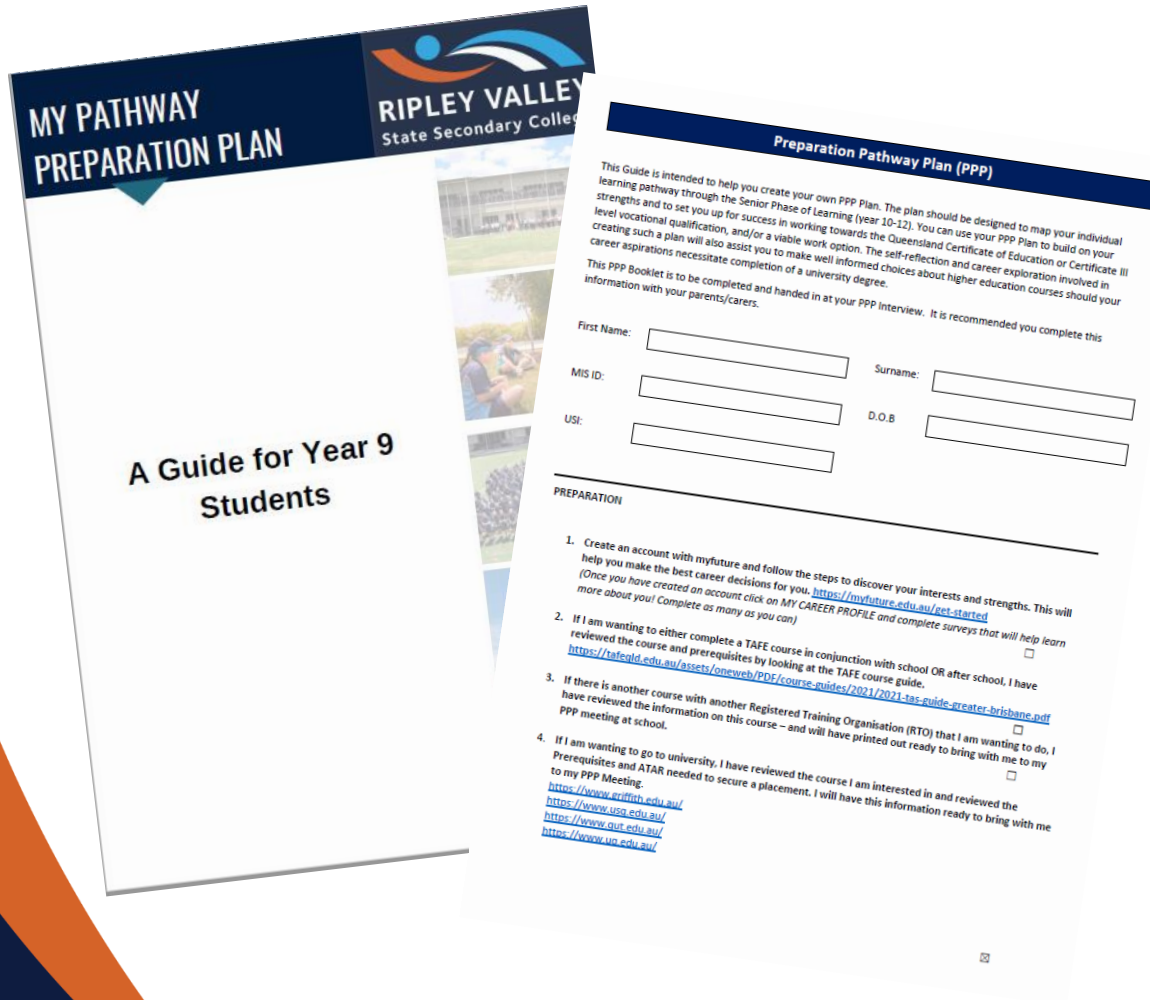
1. Are happier
2. Are more confident
3. Have higher levels of self-esteem
4. Have higher levels of energy and vitality
5. Experience less stress
6. Are more resilient
7. Are more likely to achieve their goals
8. Perform better at school
9. Are more engaged at school
10. Are more effective at developing themselves and growing as individuals.

ARE YOU READY FOR SENIOR SCHOOL?

- Effort and ability produce opportunity
- Pressure *versus* Stress
 - Do you have a study space at home?
 - Do you use your school diary?
 - Do you complete homework or review school work everyday?



WHATS NEXT? STUDENTS PPP



Important Decisions START NOW

- Consider ALL Possibilities (QCE, ATAR, VET)
- Be realistic
- Use your Year 8 and 9 data (attendance, results)

To make informed choices

- Make the right choice for you!
- Remember - You need a buffer of QCE points

1. Complete by end of Week 9

2. Subject Information Evening with parents during Career Expo Tuesday 4th June (Week 8, Term 2)

3. PPP Meetings scheduled with you and your parent/carer for Wednesday 24th July (Week 3, Term 3)

Where to find all of the information you need

RVSSC Student Page

+ New Page details Analytics

Sora

Stile

Stymie Notification

Find more Information on important things here

Student Wellbeing

Student Toolkit

Student Pathways

IT Help Page

COMPUTER INDUCTION VIDEO

COMPUTER INDUCTION

I persevere through difficult situations

- Do NOT touch other people's laptops at all.
- You are not allowed to download any software to your computer without LT, HOD and Parent permission
- No Games or Social Media is allowed at school
- All students should be saving work on their ONEDRIVE
- Your laptop is required to be at school every day fully charged.
- You are responsible for reporting any damages or faults to Tech Support during designated hours.

Who is my Year Level HOD and Coordinator?

Student Management Quick Reference Guide

Year 7-8	Year 9-10	Year 11-12
M Pym	Mu Prosser	M Robinson
HODs	HODs	HODs
M. O'Brien M. O'Brien M. O'Brien	M. O'Brien M. O'Brien M. O'Brien	M. O'Brien M. O'Brien M. O'Brien
M. O'Brien M. O'Brien M. O'Brien	M. O'Brien M. O'Brien M. O'Brien	M. O'Brien M. O'Brien M. O'Brien

When are the Support Staff at School?

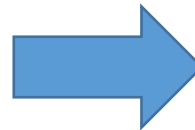
Staff Member	M	T	W	T	F
Early Teacher	X	X	X	X	X
Business Office (Years 7, 8, 9)	X	X	X	X	X
Library Program	X	X	X	X	X
Business Office (Years 10, 11, 12)	X	X	X	X	X
Assistant Director	X	X	X	X	X
Chaperone	X	X	X	X	X
Training Officer	X	X	X	X	X
Defence Officer	X	X	X	X	X
Police Officer	X	X	X	X	X
Health Support Worker	X	X	X	X	X

Student Links

Link

- Permission to be Trans...
- Student Driver Permis...
- Year 07 Extensions
- Year 08 Extensions
- Year 09 Extensions
- Year 10 Extensions
- Year 10-12 AARA Reu...

FUTURE LEARNING MAGAZINE



RIPLEY VALLEY State Secondary College

RVSSC Student Page

+ New Promote Page details Analytics

HOW TO FIND A MEANINGFUL JOB

RVSSC - SENIOR SCHOOLING WEBSITE

VET

VOCATIONAL EDUCATION AND TRAINING

STUDENT RESOURCES FOR VET COURSES

Apprenticeships Queensland

HIRE AN APPRENTICE TODAY

APPRENTICESHIP JOB BOARD

Senior Pathways Applying for Jobs

See all

+ New All Documents

Name	Modi
TAFE at schools Program	June 2
Cover letter example.pdf	April 2
EXAMPLE_Completed resume.docx	April 2
RESUME TEMPLATE.docx	July 31

PPP Planning Documents

See all

+ New All Documents

Name	Modi
TAFE at schools Program	June 2
University QTAC Guide	May 2
PPP Plan_Booklet editable.pdf	May 2
Year 10 Subject Book.pdf	3 days
Year 9 PPP Presentation.pdf	May 2

MyFuture Website

Apply for a TFN | Australian Taxation Office

www.ato.gov.au

Apply for a TFN. A tax file number (TFN) is free and identifies you for tax and superannuation purposes. It's yours for life. You keep the same TFN even if you change your name, change jobs, move interstate or go overseas.

University Websites

- University of the Sunshine Coast, Queensland, Australia
- CQUniversity
- Brisbane Campus - ACU locations
- Bond University | Gold Coast, Queensland, Australia
- QUT - Home
- Griffith University
- The University of Queensland, Australia
- University of Southern Queensland - University of Southern Queensland

YEAR 10 SUBJECT PREFERENCE PLAN			
Choose 1 class in each line below:			
ATAR PATHWAY (SUGGESTED)		WORK FORCE / VET PATHWAY (SUGGESTED)	
Line 1	<input type="checkbox"/> Biology (\$63) <input type="checkbox"/> Design Engineering (\$100) <input type="checkbox"/> Drama (\$40) <input type="checkbox"/> Economics & Business (\$40) <input type="checkbox"/> Media Arts (\$40) <input type="checkbox"/> Psychology (\$23) <input type="checkbox"/> Visual Arts (\$100)	<input type="checkbox"/> Applied Science (\$23) <input type="checkbox"/> Cert II Applied Technology (\$30) <input type="checkbox"/> Design Technology (\$120) <input type="checkbox"/> Food Studies (\$120)	
Line 2	<input type="checkbox"/> Advanced PE (\$40) <input type="checkbox"/> Biology (\$63) <input type="checkbox"/> Design Engineering (\$100) <input type="checkbox"/> Digital Technologies (\$30) <input type="checkbox"/> Legal Studies (\$25) <input type="checkbox"/> Music (\$30) <input type="checkbox"/> Psychology (\$23)	<input type="checkbox"/> Cert II Workplace Skills (\$30) <input type="checkbox"/> Cert II Dance (\$50) <input type="checkbox"/> Food Studies (\$120) <input type="checkbox"/> Design Technology (\$120)	
Line 3	<input type="checkbox"/> Design Engineering (\$100) <input type="checkbox"/> Health (\$30) <input type="checkbox"/> History (\$25) <input type="checkbox"/> Media Arts (\$40) <input type="checkbox"/> Music (\$30) <input type="checkbox"/> Physics (\$63) <input type="checkbox"/> UniSQ Head Start Program	<input type="checkbox"/> Design Technology (\$120) <input type="checkbox"/> eSports (\$30) <input type="checkbox"/> Food Studies (\$120) <input type="checkbox"/> Sport and Rec (\$30)	
Line 4	<input type="checkbox"/> Mathematics Methods <input type="checkbox"/> General Maths	<input type="checkbox"/> Essential Mathematics <i>N.B Short Course in Numeracy is offered in Semester 2 for students not achieving in Essential Maths.</i>	
Line 5	<input type="checkbox"/> English Extension <input type="checkbox"/> General English	<input type="checkbox"/> Foundation English <i>N.B Short Course in Literacy is offered in Semester 2 for students not achieving in Foundation English.</i>	
Line 6	<input type="checkbox"/> Chemistry (\$63) <input type="checkbox"/> Dance (\$30) <input type="checkbox"/> Drama (\$40) <input type="checkbox"/> Geography (\$25) <input type="checkbox"/> Health (\$30) <input type="checkbox"/> Specialist Maths <input type="checkbox"/> Visual Arts (\$100)	<input type="checkbox"/> Cert II Workplace Skills (\$30) <input type="checkbox"/> Design Technology (\$120) <input type="checkbox"/> Food Studies (\$120) <input type="checkbox"/> Sport and Rec (\$30)	
Backup Selections	Choose one subject from above that you have not yet selected and write them below:		
Back up	LINE 1: LINE 2: LINE 3: LINE 6:		
Choose 1 class below:			
Line 7	<input type="checkbox"/> Pathways		
Student	NAME	SIGN	DATE
Parent/Carer			
RVSSC			

What I have suggested:

- Talk to parents about preferred subject suited to individual pathway .
- Remind parents of potential subject levy costs.
- Always backwards map from your end product. Are these subjects the pre-requisites needed to obtain your preferred pathway.
- Are these based of your strengths?